

o/c

JMI SYRINGES & MEDICAL DEVICES LIMITED

(A Joint Venture Enterprise with Nipro Corporation, Osaka, Japan & Sun Myung International Inc. Korea)

72/C, PROGOTI SHORONI, MIDDLE BADDA, DHAKA-1212



THIRD QUARTER FINANCIAL STATEMENTS (UN-AUDITED-Q3)

FOR THE PERIOD ENDED ON 31ST MARCH-2026

(From 1st July-2025 to 31st March-2026)



JMI Syringes & Medical Devices Ltd.
Statement of Financial Position (Q3 Un-Audited)
As at March 31, 2026
All amounts presented in Bangladesh BDT

	Notes	31st March, 2026	30th June, 2025
Assets			
Non Current Assets	4.00	1,29,16,74,055.28	1,33,12,88,575.32
Property, Plant & Equipment	4.01	1,28,99,75,005.40	1,32,93,12,064.11
Intangible Assets	4.02	16,99,049.88	19,76,511.20
Factory Building Work in Progress	4.03	-	-
Right of use Asset	4.04	0.00	0.00
Current Assets	5.00	1,71,74,89,828.32	1,70,15,92,795.93
Inventories	5.01	59,00,99,512.00	66,07,50,650.54
Advance Deposit & Prepayments	5.02	11,52,69,893.93	7,78,93,001.95
Advance Income Tax	5.03	28,92,40,272.17	24,37,18,401.62
Accounts Receivable	5.04	61,74,94,452.28	63,62,69,538.69
Cash and Cash Equivalents	5.05	10,53,85,697.94	8,29,61,203.13
Total Property and Assets		3,00,91,63,883.60	3,03,28,81,371.25
Shareholder's Equity & Liabilities			
Shareholder's Equity	6.00	2,50,47,29,788.18	2,62,17,83,580.16
Share Capital	6.01	30,05,60,000.00	30,05,60,000.00
Share Premium	6.02	1,70,83,95,698.00	1,70,83,95,698.00
Tax Holiday Reserve	6.03	1,21,19,070.00	1,21,19,070.00
Revaluation Reserve	6.04	34,34,06,095.94	35,13,00,730.62
Retained Earnings	6.05	14,02,48,924.23	24,94,08,081.54
Non-Current Liabilities	7.00	10,85,68,923.00	11,12,90,839.17
Long Term Loan (Non-Current Maturity)	7.01	-	1,61,259.96
Deferred Tax Liability	7.02	10,85,68,923.00	11,11,29,579.21
Current Liabilities	8.00	39,58,65,172.42	29,98,06,951.92
Long Term Loan (Current Maturity)	8.01	3,88,916.00	8,72,368.04
Lease Liability (Current Maturity)	8.02	0.00	0.00
Short Term Loan	8.03	2,50,75,485.00	2,44,08,605.00
Unclaimed Dividend Account	8.04	7,71,804.65	12,61,907.25
Accrued Expenses Payable	8.05	-	4,60,000.00
Creditors and Other Payable	8.06	19,13,56,943.67	10,81,33,173.28
Provision for Income Tax	8.07	17,82,72,023.10	16,46,70,898.35
Total Liabilities and Provisions		50,44,34,095.42	41,10,97,791.09
Total Shareholder's Equity & Liabilities		3,00,91,63,883.60	3,03,28,81,371.25
Net Assets Value Per Share (NAVPS)	18.00	83.34	87.23




Md. Abu Hana
Chief Financial Officer



Muhammad Tarek Hossain Khan
Company Secretary



Hiroshi Saito
Nominee Director



Md. Javed Iqbal Pathan
Chairman



Md. Abdur Razzaq
Managing Director

Date: April 28, 2026
Place: Dhaka, Bangladesh





JMI Syringes & Medical Devices Limited
Statement of Profit or Loss and Other Comprehensive Income (Q3 Un-Audited)

For the period ended on 31st March, 2026

All amounts presented in Bangladesh BDT

Notes	July-2025 to March-2026	July-2024 to March-2025	January-2026 to March-2026	January-2025 to March-2025
9.00	1,22,05,00,541.90	1,43,01,98,544.25	40,39,29,537.26	43,15,44,504.55
10.00	1,11,43,74,574.46	1,21,59,81,294.14	37,17,57,365.29	38,98,01,596.03
	10,61,25,967.44	21,42,17,250.11	3,21,72,171.97	4,17,42,908.52
11.00	6,07,16,080.87	5,38,43,210.02	1,83,09,956.49	1,58,47,296.12
12.00	5,02,18,700.83	4,74,83,342.10	1,34,32,732.62	1,19,09,055.90
	11,09,34,781.70	10,13,26,552.12	3,17,42,689.11	2,77,56,352.02
	(48,08,814.26)	11,28,90,697.99	4,29,482.86	1,39,86,556.50
13.00	17,39,363.81	28,69,194.61	-	8,22,000.00
	17,39,363.81	28,69,194.61	4,29,482.86	8,22,000.00
	(30,69,450.45)	11,57,59,892.60	4,29,482.86	1,48,08,556.50
14.00	12,58,318.16	70,49,574.36	(38,17,077.84)	7,70,509.50
5.01©	7,54,27,421.00	-	7,54,27,421.00	-
	(7,97,55,189.61)	10,87,10,318.24	(7,11,80,860.30)	1,40,38,047.00
15.00	(37,97,866.17)	51,76,681.82	(33,89,564.78)	6,68,478.43
	(7,59,57,323.44)	10,35,33,636.42	(6,77,91,295.52)	1,33,69,568.57
16.00	1,10,40,468.54	5,29,61,540.84	39,66,696.13	1,40,88,372.56
	(8,69,97,791.98)	5,05,72,095.58	(7,17,57,991.65)	(7,18,803.99)
	-	28,18,062.58	-	-
	(8,69,97,791.98)	5,33,90,158.16	(7,17,57,991.65)	(7,18,803.99)
17.00	(2.89)	1.68	(2.39)	(0.02)


Md. Abu Hana
 Chief Financial Officer


Muhammad Tarek Hossain Khan
 Company Secretary


Hiroshi Saito
 Nominee Director


Md. Javed Iqbal Pathan
 Chairman


Md. Abdur Razzaq
 Managing Director



Date: April 28, 2026
 Place: Dhaka, Bangladesh

JMI Syringes & Medical Devices Ltd.
Statement of Changes in Equity (Q3 Un-Audited)
For the period ended on March 31, 2026

All amounts presented in Bangladesh BDT


Particulars	Share Capital	Share Premium	Tax Holiday Reserve	Revaluation Surplus	Retained Earnings	Total
Balance as on 01-07-2025	30,05,60,000.00	1,70,83,95,698.00	1,21,19,070.00	35,13,00,730.62	24,94,08,081.54	2,62,17,83,580.16
Addition / Adjustment	-	-	-	-	-	-
Dividend (10% Cash for the year-2024-2025)	-	-	-	-	(3,00,56,000.00)	(3,00,56,000.00)
Net Profit after Tax	-	-	-	-	(8,69,97,791.98)	(8,69,97,791.98)
Revaluation Reserve Adjustment (excluding taxes)	-	-	-	(78,94,634.68)	78,94,634.68	-
Balance as on 31-03-2026	30,05,60,000.00	1,70,83,95,698.00	1,21,19,070.00	34,34,06,095.94	14,02,48,924.24	2,50,47,29,788.18

For the period ended on March 31, 2025

Particulars	Share Capital	Share Premium	Tax Holiday Reserve	Revaluation Surplus	Retained Earnings	Total
Balance as on 01-07-2024	30,05,60,000.00	1,70,83,95,698.00	1,21,19,070.00	35,86,10,853.03	22,50,48,817.38	2,60,47,34,438.41
Addition / Adjustment	-	-	-	28,18,062.58	(0.02)	28,18,062.56
Dividend (10% Cash for the year-2023-2024)	-	-	-	-	(3,00,56,000.00)	(3,00,56,000.00)
Net Profit after Tax	-	-	-	-	5,05,72,095.58	5,05,72,095.58
Revaluation Reserve Adjustment (excluding taxes)	-	-	-	(61,51,550.14)	61,51,550.14	-
Balance as on 31-03-2025	30,05,60,000.00	1,70,83,95,698.00	1,21,19,070.00	35,52,77,365.47	25,17,16,463.08	2,62,80,68,596.55


Md. Aburhana
 Chief Financial Officer


Muhammad Tarek Hossain Khan
 Company Secretary


Hiroshi Saito
 Nominee Director




Date: April 28, 2026
 Place: Dhaka, Bangladesh


Md. Jabed Iqbal Pathan
 Chairman


Md. Abdur Razzag
 Managing Director

JMI Syringes & Medical Devices Ltd.
Statement of Cash Flows (Q3 Un-Audited)
For the period ended on March 31, 2026
All amounts presented in Bangladesh BDT


	July-2025 to March-2026	July-2024 to March-2025
A. Cash flows from operating activities		
Collection from Sales	1,48,71,34,713.78	1,63,39,75,429.01
Collection from Others	17,39,363.81	28,69,194.61
Payments to Suppliers and Others	(1,38,10,51,723.93)	(1,50,19,72,621.60)
Tax Paid	(4,55,21,870.55)	(5,46,04,210.42)
Net cash generated from operating activities	6,23,00,483.11	8,02,67,791.60
B. Cash flows from investing activities		
Acquisition of Non-Current Assets	(80,93,735.59)	(53,18,200.49)
Disposal / adjustment of Assets	0.05	11,49,917.00
Net cash used in investing activities	(80,93,735.54)	(41,68,283.49)
C. Cash flows from financing activities		
Net Increase / (Decrease) in Long Term Loans	(6,44,712.00)	(5,95,073.00)
Net Increase / (Decrease) in Short Term Loans	6,66,880.00	1,55,84,452.00
Dividend & Dividend Tax Paid	(3,05,46,102.60)	(3,00,32,436.35)
Interest & Bank Charges paid	(12,58,318.16)	(69,41,135.32)
Net cash (used in) / from financing activities	(3,17,82,252.76)	(2,19,84,192.67)
D. Net increase/(decrease) in cash and cash equivalents (A+B+C)	2,24,24,494.81	5,41,15,315.44
E. Opening cash and cash equivalents	8,29,61,203.13	4,29,95,298.75
F. Closing cash and cash equivalents (D+E)	10,53,85,697.94	9,71,10,614.19
Net Operating Cash Flow Per Share (NOCFPS)	2.07	2.67



Md. Abu Hana
Chief Financial Officer


Muhammad Tarek Hossain Khan
Company Secretary


Hiroshi Saito
Nominee Director

Date: April 28, 2026
Place: Dhaka, Bangladesh


Md. Javed Iqbal Pathan
Chairman


Md. Abdur Razzaq
Managing Director



JMI Syringes & Medical Devices Ltd.

72/C, Progoti Shoroni, Middle Badda, Dhaka-1212

Notes to the Accounts

For the period from July-2025 to March-2026 (Q3-Un-Audited)

1.00 Reporting Entity:

JMI Syringes & Medical Devices Ltd. was incorporated as a Private Limited Company on 5th April, 1999 in Bangladesh with an Authorized Capital of Tk. 6,00,00,000/- divided into 600,000 ordinary shares of Tk. 100/= each under the Companies Act., 1994. Subsequently the Company increased its Authorized Capital to Tk. 30,00,00,000/- and reduced the denomination of the shares from Tk. 100/= to Tk. 10/= as per Extra Ordinary General Meeting held on February 04, 2002 and was converted into a Public Limited Company as per Extra Ordinary General Meeting held on August 20, 2002. Again the Company reverted its denomination of the shares from Tk. 10/= to Tk. 100/= as per Extra Ordinary General Meeting held on May 05, 2003 and went for public issue during that year. Company's share is listed with the Dhaka and Chittagong Stock Exchange Ltd.

The Company has changed its name from **JMI-Bangla Co. Ltd.** to **JMI Syringes & Medical Devices Ltd.** as per an Extra-Ordinary resolution passed on October 01, 2009 and this change has been approved by the Registrar of Joint Stock Companies & Firms on April 15, 2010.

The Company has changed its authorized capital from Tk. 30 Crore to Tk. 100 Crore and reverted its denomination of the share from Tk. 100/= to Tk. 10/= each. So that the Ordinary Shares of the Company has also been changed from 30 Lac to 10 Crore. It was approved by the shareholder an Extra Ordinary General Meeting held on 29th September, 2012 and also approved by the Registrar of Joint Stock Companies on 14-11-2012.

The Company has raised paid-up capital as per Consent Letter accorded by Bangladesh Securities and Exchange Commission, against issuing 1,11,00,000 Ordinary Share @ BDT 164.10 per share including premium BDT 154.10 per share to NIPRO Corporation, Osaka, Japan. At present Total Paid-up Share of the Company 2,21,00,000 and Paid-up Capital BDT 22,10,00,000/=. Share allotment to NIPRO Corporation by Board of Directors on 3rd July, 2019 and duly approved by the Registrar of Joint Stock Companies on 15-07-19.

As per regulatory requirement of BSEC to maintaining minimum paid-capital (i.e. Tk. 30 crore) of the Company in the Stock Market, the Shareholders of the Company has been approved 36% Bonus Share (i.e. 36 shares against 100 shares) for all Shareholders for the year ended June 30, 2022 in the 23rd AGM held on December 21, 2022. Total 79,56,000 share were issued @ Tk 10/= each and BDT 7,95,60,000/= added in the Paid-up Capital of the Company and Paid-up Share was 3,00,56,000 and Paid-up Capital was BDT. 30,05,60,000/= at the end of the year June 30, 2023. Return of Allotment (Form-XV) in this regard has been approved the RJSC on 01-02-2023. As such, number of shares has been increased by 79,56,000 shares and total number of shares stands 3,00,56,000 shares. To calculate all the ratios (i.e. EPS, NAVPS, NOCFPS etc.) retrospective effect has been given for all the periods presented as per provision of relevant IAS.

2.00 Address & Nature of Business of the Company

Address of Registered Office, Corporate Office and Factories:

The Registered Office of the Company is situated at 72/C, Progoti Shoroni, Middle Badda, Dhaka-12122, Bangladesh. The Corporate Office of the Company is situated at "Unique Heights", Level-11, 119, Kazi Nazrul Islam Avenue, Dhaka-1000, Bangladesh & Factory address of the Company is situated at Noapara, Chaudhagram, Comilla, Bangladesh.

3.00 Nature of Business:

The Company is primarily engaged in business of manufacturing and marketing of Disposable Syringe, Auto Disable Syringe (AD Syringe), Needle (blister pack), Infusion Set, Scalp Vein Set, Urine Drainage Bag, Insulin Syringe, First AID Bandage, Eye Gel Set, Riles Tube, IV Cannula, Feeding Tube, Cooper-T, Blood Lancets, Blood Transfusion Set, 3-Way Stop Cock, Suction Catheter, Alcohol Pad, Nelaton Catheter, Umbilical Cord Clamp, Wound Drain Tube, Safety Box etc.

4.00 Basis of Preparation of Financial Statements


These interim financial statements should be read in conjunction with the Annual Audited Financial Statements for the Year ended 30th June, 2025, as they provide an update of previously reported information.

This Financial Statements have been prepared in accordance with Framework, applicable International Accounting Standards (IASs) and International Financial Reporting Standards (IFRSs) as adopted by the Institute of Chartered Accountants of Bangladesh as Bangladesh Accounting Standards (BASs) and Bangladesh Financial Reporting Standards (BFRSs), Companies Act 1994, Bangladesh Securities and Exchange Rules 1987 and other relevant laws and regulations as applicable in Bangladesh. The presentation of the Interim Financial Statements is consistent with the Annual Audited Financial Statements. Previous period's figures have been regrouped / reclassified wherever considered necessary to confirm to current Period's presentation. Figures have been rounded off to the nearest taka, as the currency represented in these financial statements.

	Amount BDT March-2026	Amount BDT June-2025
4.00 Non-Current Assets	1,29,16,74,055.28	1,33,12,88,575.32
This is made up as follows:		
4.01 Property, Plant & Equipment	1,28,99,75,005.40	1,32,93,12,064.11
4.02 Intangible Assets	16,99,049.88	19,76,511.20
4.03 Factory Building Work-in-Progress	-	-
4.04 Right of Use Asset	0.00	0.00
	1,29,16,74,055.28	1,33,12,88,575.32
4.01 Property, Plant & Equipment:		
The details of property, plant & equipment are shown in Annexure-1		
This is made up as follows:		
Opening Balance (with Revalued Amount)	2,30,28,11,093.12	2,29,42,06,588.05
Addition during the period	80,93,735.59	1,08,01,379.07
Sales / Transfer	-	(21,96,874.00)
Total Cost	2,31,09,04,828.71	2,30,28,11,093.12
Less: Accumulated Depreciation (Note 4.01.1)	1,02,09,29,823.31	97,34,99,029.01



	Amount BDT March-2026	Amount BDT June-2025
Carrying Value	1,28,99,75,005.40	1,32,93,12,064.11
4.01.1 Accumulated Depreciation		
This is made up as follows:		
Opening Balance	97,34,99,029.01	90,82,97,229.02
Add: Depreciation during the period (Notes 4.01.2)	4,74,30,794.26	6,62,48,757.03
Less: Adjustment (Sales / Transfer)	0.05	(10,46,957.04)
Closing Balance of Accumulated Depreciation	1,02,09,29,823.31	97,34,99,029.01
4.01.2 Allocation of depreciation charge for the period has been made in the accounts as follows:		
Factory Overhead	4,62,21,378.71	6,43,64,974.02
Administrative Expenses	12,09,415.55	18,83,783.01
	4,74,30,794.26	6,62,48,757.03
4.02 Intangible Assets	16,99,049.88	19,76,511.20
This is made up as follows:		
Opening Balance (Software Development)	19,76,511.20	24,70,639.00
Add: Addition during the period	-	-
	19,76,511.20	24,70,639.00
Less: Amortization	2,77,461.32	4,94,127.80
	16,99,049.88	19,76,511.20
4.03 Factory Building & Staff Quarter Building Work in Progress :		
This is made up as follows:		
Opening Balance (At Cost)	-	-
Addition during the period	-	-
Less: Transfer to Assets Schedule for charging depreciation	-	-
Net Closing Balance	-	-
4.04 Right of use Asset :	0.00	0.00
This is made up as follows:		
Opening Balance	0.00	6,78,924.68
Addition / adjustment during the period	-	0.01
Less: Amortization during the year	-	(6,78,924.69)
Closing Balance (WDV)	0.00	0.00
4.04 (i)	The Company do not have renewed office rental agreements in force at this moment. It has been expired on June 30, 2025. Therefore, the company has not shown any lease assets and lease liabilities in this financial statements. If the office rental agreement is renewed or re-enforced, it will be accounted for as per the laws.	
5.00 Current Assets:		
This is made up as follows:		
5.01 Inventories	71,26,99,512.00	66,07,50,650.54
5.02 Advance, Deposits & Prepayments	11,52,69,893.93	7,78,93,001.95
5.03 Advance Income Tax	28,92,40,272.17	24,37,18,401.62
5.04 Accounts Receivable	61,74,94,452.28	63,62,69,538.69
5.05 Cash and Cash Equivalents	10,53,85,697.94	8,29,61,203.13
	1,84,00,89,828.32	1,70,15,92,795.93
5.01 Inventories (before adjustment of flood damaged):	71,26,99,512.00	66,07,50,650.54
This is made up as follows:		
A) Raw, Chemical and Packing Materials		
Raw and Chemical materials	19,09,91,394.00	14,43,19,668.00
Packing Materials	9,04,46,357.00	7,09,61,017.00
	28,14,37,751.00	21,52,80,685.00
B) Work-in-Process	10,99,11,514.00	12,89,06,993.00
C) Finished Goods	28,63,08,318.00	28,10,84,023.00
D) Generator Fuel, Stationery, Spare Parts & Others	3,50,41,929.00	3,54,78,949.54
Total	71,26,99,512.00	66,07,50,650.54
Less: Flood damaged inventory transferred to Other Receivable (Annexure-i)	12,26,00,000.00	-
Net Closing Balance (Annexure-ii)	59,00,99,512.00	66,07,50,650.54
5.01 (a) Annexure-i (Flood damaged inventory amount)		
Raw and Chemical materials	6,91,964.00	-
Packing Materials	35,88,442.00	-
Work-in-Process	5,51,46,920.00	-
Finished Goods	6,31,72,674.00	-
Generator Fuel, Stationery, Spare Parts & Others	-	-
Total	12,26,00,000.00	-
5.01 (b) Annexure-ii (Net Closing Balance as on 31-03-2026)		
Raw and Chemical materials	19,02,99,430.00	-
Packing Materials	8,68,57,915.00	-
Work-in-Process	5,47,64,594.00	-
Finished Goods	22,31,35,644.00	-
Generator Fuel, Stationery, Spare Parts & Others	3,50,41,929.00	-
Total	59,00,99,512.00	-
5.01 (c) Adjustment Journal Entries:	DR Taka	CR Taka
JV-1 Other Receivable A/C	12,26,00,000.00	
To		
Inventory A/c		12,26,00,000.00
JV-2 Bank A/c (claim received from insurance company)	4,71,72,579.00	



	Amount BDT March-2026	Amount BDT June-2025
Loss due to flood incident A/c (transferred to PL A/c) To Other Receivable A/C	7,54,27,421.00	12,26,00,000.00

5.01 (d) As net realisable value of stock of Raw Materials, WIP & Finished Goods are higher than the acquisition cost or manufacturing cost, as such all these items of stocks were valued at cost.

5.01 (e) Inventory Damage for Flood: The company's closing inventory was damaged due to a flood, with a total loss amounting to BDT 12,26,00,000/-. The loss was covered under an insurance policy and a claim was submitted to the insurance company. As of the reporting date, the Company has received BDT 4,71,72,579/-, which has been deposited into the JSMDL Company's bank account. The remaining amount of BDT 7,54,27,421/- has not yet been recovered and has therefore been recognized as a loss in the Statement of Profit or Loss. In accordance with IAS 2 - Inventories, the entire amount of the damaged inventory has been written off from the books of accounts. Furthermore, in line with IAS 37 - Provisions, Contingent Liabilities and Contingent Assets, the amount received from the insurance company amounting to BDT 4,71,72,579/- has been recognized as insurance claim income. Accordingly, the Company has written off the total damaged inventory of BDT 12,26,00,000/-, and a net loss of BDT 7,54,27,421/- has been recognized in the Statement of Profit or Loss.

5.02 Advance, Deposits and Prepayments :	11,52,69,893.93	7,78,93,001.95
This is made up as follows:		
(i) Security deposit to CPB Samity-2	30,06,227.00	30,06,227.00
(ii) Advance to Employee	(60,83,277.00)	(48,37,936.00)
(iii) Security Deposit for Office Rent & Depot Rent	30,92,053.00	30,53,581.00
(iv) Security deposit to CDBL	2,00,000.00	2,00,000.00
(v) LC Margin & Others	2,39,39,203.98	60,14,520.20
(vi) Advance to Supplier	2,22,92,071.00	32,28,400.00
(vii) Bank Guarantee & Earnest Money Security	6,88,23,615.95	6,72,28,209.75
	11,52,69,893.93	7,78,93,001.95

Maturity analysis for above amount as under:

Adjustment within 1 year	10,89,71,613.93	7,16,33,193.95
Adjustment within after 1 year	62,98,280.00	62,59,808.00
	11,52,69,893.93	7,78,93,001.95

5.03 Advance Income Tax:	28,92,40,272.17	24,37,18,401.62
This is made up as follows:		
Opening Balance	24,37,18,401.62	15,23,97,162.32
Addition during the period		
AIT deducted against Sales	3,08,00,022.53	7,28,84,917.52
AIT deposit against Vehicle	3,62,500.00	6,81,000.00
AIT deposit against Bank Interest	87,412.47	2,67,585.56
AIT deducted against Import of Raw Materials	1,42,71,935.55	1,74,87,736.22
	4,55,21,870.55	9,13,21,239.30
Balance after addition	28,92,40,272.17	24,37,18,401.62
Less: Adjustment		
Less: Tax Refunded up to June-2022	-	-
Closing Balance	28,92,40,272.17	24,37,18,401.62

5.04 Accounts Receivable :	61,74,94,452.28	63,62,69,538.69
This is made up as follows:		
Opening Balance	63,62,69,538.69	57,30,42,269.62
Add: Sales with VAT during the period	1,46,83,59,627.37	2,25,33,81,865.14
Balance after addition	2,10,46,29,166.06	2,82,64,24,134.76
Less: Realisation / adjustment during the period	1,48,71,34,713.78	2,19,01,54,596.07
Closing Balance	61,74,94,452.28	63,62,69,538.69
Add: Unrealized Gain for balance of export sales	-	-
Net Closing Balance	61,74,94,452.28	63,62,69,538.69
Add: Other Receivable	-	-
Net Closing Balance	61,74,94,452.28	63,62,69,538.69

5.04 (i) In this period we have good collection against sales due to which the accounts receivable has decreased slightly compared to the previous period.

5.04 (ii) Receivable Aging:		
Receivable amount within 30 Days	16,75,60,399.43	16,17,77,758.23
Receivable amount within 60 Days	15,39,29,419.21	16,54,72,768.36
Receivable amount within 90 Days	6,68,27,601.02	10,02,44,664.43
Receivable amount over 90 Days	22,91,77,032.62	20,87,74,347.67
Total Receivable Amount	61,74,94,452.28	63,62,69,538.69

5.04(iii) Disclosure for related party transaction as Sundry Debtors:


Name	Total Transaction during the period	March 31, 2026	June 30, 2025
JMI Hospital Requisite Mfg. Ltd.	70,37,155.88	60,15,187.07	-
JMI Group	-	95,686.00	95,686.00
Nipro JMI Medical Ltd.	41,77,76,650.45	18,65,67,179.87	17,07,72,769.22
Nipro JMI Pharma Ltd.	1,07,16,222.92	35,57,074.06	73,82,780.14
Nipro Medical Pakistan	-	-	64,050.00
Total	43,55,30,029.25	19,62,35,127.00	17,83,15,285.36

5.04(iv) This related party transactions have been done with complying the requirements of the BSEC Notification No. BSEC/CMRRCD/2009-193/10/Admin/118 dated March 22, 2021.


5.05 Cash & Cash Equivalents:	10,53,85,697.94	8,29,61,203.13
-------------------------------	-----------------	----------------



	Amount BDT March-2026	Amount BDT June-2025
This is made up as follows:		
Cash at Bank		
Janata Bank, Corporate Branch, CD A/c-1010216	12,91,844.33	1,29,44,880.08
Jamuna Bank, F.Ex. Branch-CD A/c-210005144	1,04,283.00	1,04,283.00
Janata Bank, Corporate Branch, STD A/c- 004001592	80,82,293.74	27,87,338.94
Janata Bank, Corporate Branch, FC A/c-402000452	1,32,855.51	1,32,855.51
Janata Bank, Chaudhagram Branch, CD A/c- 001006817	2,18,247.00	9,22,052.00
AB Bank, IPO A/c-221252430	31,218.00	37,698.98
Agrani Bank Ltd. CD A/c-0200018274996	11,643.00	12,126.00
Bank Asia Ltd SND A/c: 08536000137	8,171.75	8,841.56
Pubali Bank, BB Avenue Corp Br, SD A/c-106-131 (LC / PAD)	19,28,471.00	3,59,47,320.57
Pubali Bank Ltd. STD A/c-2001220	3,98,81,874.26	12,47,951.40
Pubali Bank Ltd. STD A/c-0939102001367 (Dividend)	6,06,713.80	-
Pubali Bank Ltd. STD A/c-0939102002071 (Dividend)	2,22,212.35	30,612.50
Pubali Bank Ltd. STD A/c-3850102000116	4,27,644.50	20,47,676.00
Standard Bank Ltd. Motijheel Branch, CD A/c-00233012214	21,66,703.50	21,70,508.50
Dutch Bangla Bank CD A/c-10411024464	65,133.15	65,478.15
Dutch Bangla Bank STD A/c-1011205276	4,77,88,677.05	1,40,54,165.94
	10,29,67,985.94	7,25,13,789.13
Cash in Hand		
Head Office	20,17,748.00	48,49,642.00
Factory Office	3,99,964.00	55,97,772.00
	24,17,712.00	1,04,47,414.00
Closing Balance	10,53,85,697.94	8,29,61,203.13
6.00 Shareholders' Equity	2,50,47,29,788.18	2,62,17,83,580.16
This is made up as follows:		
6.01 Share Capital	30,05,60,000.00	30,05,60,000.00
6.02 Share Premium	1,70,83,95,698.00	1,70,83,95,698.00
6.03 Tax Holiday Reserve	1,21,19,070.00	1,21,19,070.00
6.04 Revaluation Reserve	34,34,06,095.94	35,13,00,730.62
6.05 Retained Earnings	14,02,48,924.23	24,94,08,081.54
	2,50,47,29,788.18	2,62,17,83,580.16
6.01 Share Capital	30,05,60,000	30,05,60,000
This is made up as follows:		
6.01 (i) Authorized Share Capital		
10,00,00,000 Ordinary Shares of Tk.10/- each	1,00,00,00,000	1,00,00,00,000
6.01 (ii) Ordinary Share Capital:		
Issued, Subscribed & Paid up Capital :		
3,00,56,000 Ordinary Shares of Tk.10/- each at par fully paid up in cash	30,05,60,000	30,05,60,000
This is made up as follows:		
Opening Balance	30,05,60,000	30,05,60,000
Addition during the period	-	-
Closing Balance	30,05,60,000	30,05,60,000
6.01 (iii) As per regulatory requirement of BSEC to maintaining minimum paid-capital (i.e. Tk. 30 crore) of the Company in the Stock Market, the Shareholders of the Company has been approved 36% Bonus Share (i.e. 36 shares against 100 shares) for all Shareholders for the year ended June 30, 2022 in the 23rd AGM held on December 21, 2022. Total 79,56,000 share were issued @ Tk 10/= each to the respective shareholders BO Accounts through CDBL System which name appear in the Members / Depository Registrar on the record date on November 14, 2022. Return of Allotment (Form-XV) in this regard has been submitted to the RJSJ on 11-01-2023 and approved on 01-03-2023.		
6.01 (iv) Composition of Shareholding:	3,00,56,000	3,00,56,000
Sponsors		
Bangladeshi	70,74,039	70,74,039
Foreigners	1,68,64,000	1,68,64,000
	2,39,38,039	2,39,38,039
Public Shares		
General Public	44,93,372	44,84,355
Institution	16,24,589	16,33,606
	61,17,961	61,17,961
6.02 Share Premium	1,70,83,95,698.00	1,70,83,95,698.00
6.02 (i) The Company received Share Money Deposit from NIPRO Corporation, Osaka, Japan in the year ended June 30, 2019 worth BDT 164.10 per share for 11,100,000 shares which included share premium of BDT 154.10 per share. The funds were received as per Consent letter accorded by Bangladesh Securities & Exchange Commission. Total proceeds received after netting of relevant charges and expenses was BDT 1,819,395,698. The Company issued 11,100,000 at BDT 10.00 per share against this Deposit during the year ended June 30, 2020 and the remaining balance is presented as Share Premium on the Statement of Financial Position.		
6.03 Tax Holiday Reserve :	1,21,19,070.00	1,21,19,070.00
This has been provided for as per provision of the Income Tax Ordinance 1984 which is arrived as follows:		
Opening Balance	1,21,19,070.00	1,21,19,070.00
Addition during the period	-	-
Closing Balance	1,21,19,070.00	1,21,19,070.00
6.03 (i) As per circular of NBR the tax holiday reserve has been made @40% on net profit earned by the Company up to 31-12-2006.		
6.04 Revaluation Reserve:	34,34,06,095.94	35,13,00,730.62



	Amount BDT March-2026	Amount BDT June-2025
6.04 (i)	<p>The Company has revalued of their land and factory building by Axis Resources Ltd. and certified by Hoda Vasi Chowdhury & Co., Chartered Accountants as of 30th September, 2012, following "Current cost method". Such revaluation resulted into a revaluation surplus aggregating Tk. 35,04,06,455/-. Again the company has revalued of their Land & Factory Building on the basis of 30th September, 2015 by M/S. Malek Siddiqui Wali, Chartered Accountants and revaluation surplus aggregating Tk. 9,98,01,289/- Again the company has revalued of their Land & Factory Building on the basis of the June 30, 2019 by M/S. Malek Siddiqui Wali, Chartered Accountants and revaluation surplus aggregating Tk. 101,875,578/= Again the company has revalued of their Land & Factory Building on the basis of the December 31, 2024 by M/S. Malek Siddiqui Wali, Chartered Accountants and revaluation surplus aggregating Tk. 28,18,062.57. Current balance is arrived at as follows:</p>	
	35,13,00,730.62	35,86,10,853.03
Opening Balance (WDV)	-	21,83,998.50
Add: Addition / adjustment during the period	-	-
Less: Deferred Tax related to assets revaluation	-	-
Less: Depreciation on revalued assets (after adjustment of deferred taxes)	(78,94,634.68)	(94,94,120.91)
Closing Balance (WDV)	34,34,06,095.94	35,13,00,730.62
6.05	14,02,48,924.23	24,94,08,081.54
Retained Earnings:		
This is made up as follows:		
Opening Balance	24,94,08,081.54	22,50,48,817.34
Less: Dividend for the year-2024-2025 (10% Cash)	(3,00,56,000.00)	(3,00,56,000.00)
Add: Net Profit / (Loss) after Tax	(8,69,97,791.98)	4,49,21,143.25
	13,23,54,289.56	23,99,13,960.59
Add: Revaluation Reserve Adjustment (After adjustment of taxes)	78,94,634.68	94,94,120.91
	14,02,48,924.23	24,94,08,081.50
Less: Set off with AIT up to Sept-2023	-	-
Add: Adjustment	-	0.04
	14,02,48,924.23	24,94,08,081.54
6.05 (i)	<p>As per regulatory requirement of BSEC to maintaining minimum paid-capital (i.e. Tk. 30 crore) of the Company in the Stock Market, the Shareholders of the Company has been approved 36% Bonus Share (i.e. 36 shares against 100 shares) for all Shareholders for the year ended June 30, 2022 in the 23rd AGM held on December 21, 2022. Total 79,56,000 share were issued @ Tk 10/= each and BDT 7,95,60,000/= added in the Paid-up Capital of the Company. Return of Allotment (Form-XV) in this regard has been submitted to the RJSC on 11-01-2023 and approved on 01-03-2023.</p>	
7.00	10,85,68,923.00	11,12,90,839.17
Non-Current Liabilities		
7.01 Long Term Loan (Non-Current Maturity)	-	1,61,259.96
7.02 Deferred Tax Liability	10,85,68,923.00	11,11,29,579.21
	10,85,68,923.00	11,12,90,839.17
7.01		
Long Term Loan-Payable (Non Current Maturity)		
This represents current portion of long term secured loan from financial institutions which are repayable within after 12 months from January, 2026 and consists of the following:		
Pubali Bank Ltd, BB Avenue Corporate Branch, Dhaka	-	1,61,259.96
	-	1,61,259.96
7.02	10,85,68,923.00	11,11,29,579.21
Deferred Tax Liability		
This is made up as follows:		
Opening Balance	11,11,29,579.21	10,05,73,068.59
Adjustment (Error correction to opening balance)	-	-
Increase in DT due to revaluation	11,11,29,579.21	10,05,73,068.59
Deferred Tax (Gain) / Loss at accounting base during year (P/L)	(25,60,656.21)	99,22,446.54
Deferred Tax (Gain) / Loss at accounting base during year (OCI)	-	6,34,064.08
Closing balance	10,85,68,923.00	11,11,29,579.21
Calculation:		
a) WDV of Fixed Assets (without land) as per Accounting Base	99,80,75,905.40	1,03,93,89,475.27
WDV of Fixed Assets (without land) as per Tax Base	53,94,98,677.65	56,94,31,553.26
Taxable temporary difference	45,85,77,227.75	46,99,57,922.01
Deferred Tax Liability (i.e Tax Rate 22.5%)	10,31,79,876.24	10,57,40,532.45
b) WDV of Fixed Assets (land) as per Accounting Base	29,18,99,100.00	29,18,99,100.00
WDV of Fixed Assets (land) as per Tax Base	15,71,72,931.00	15,71,72,931.00
Taxable temporary difference	13,47,26,169.00	13,47,26,169.00
Deferred Tax Liability (i.e Tax Rate 4%)	53,89,046.76	53,89,046.76
c) Revaluation Surplus (OCI)	-	-
Unrealized Gain at tax base	-	-
Temporary difference	-	-
Tax charges@22.5%	-	-
Total Deferred Tax Liability (a+b+c)	10,85,68,923.00	11,11,29,579.21
Less: Opening Balance of Deferred Tax Liability	11,11,29,579.21	10,05,73,068.59
Deferred Tax (Gain)/ Expenses for the period	(25,60,656.21)	1,05,56,510.62
8.00	39,58,65,172.42	29,98,06,951.92
Current Liabilities:		
This is made up as follows:		
8.01 Long Term Loan (Current Maturity)	3,88,916.00	8,72,368.04
8.02 Lease Liability (Current & Non-Current Maturity)	0.00	0.00
8.03 Short Term Loan	2,50,75,485.00	2,44,08,605.00
8.04 Unclaimed Dividend Accounts	7,71,804.65	12,61,907.25
8.05 Accrued Expenses Payable	-	4,60,000.00
8.06 Creditors and Other Payable	19,13,56,943.67	10,81,33,173.28
8.07 Provision for Income Tax	17,82,72,023.10	16,46,70,898.35
	39,58,65,172.42	29,98,06,951.92
8.01	3,88,916.00	8,72,368.04
Long Term Loan (Current Maturity)		



	Amount BDT March-2026	Amount BDT June-2025
This represents current portion of long term secured loan from financial institutions which are repayable within next 12 months from April-2026 and consists of the following:		
Pubali Bank Ltd, BB Avenue Corporate Branch, Dhaka	3,88,916.00	8,72,368.04
	3,88,916.00	8,72,368.04
a) Lender: Pubali Bank Ltd, BB Avenue Branch, Dhaka		
b) Security Mortgage/ Lien of Sponsor Director's Share & personal guarantee of all local directors of the Company.		
c) Interest 9% p.a. compounded quarterly		
8.02 Lease Liability (Current & Non Current Maturity)	0.00	0.00
This is made up as follows:		
Opening Balance	0.00	6,78,924.66
Accretion/Interest Expense during the period	-	1,44,585.31
Closing Balance after Addition	0.00	8,23,509.97
Less: Payment during the period	-	8,23,509.97
Closing Liability	0.00	0.00
The Company do not have renewed office rental agreements in force at this moment. It has been expired on June 30, 2025. Therefore, the company has not shown any lease assets and lease liabilities in this financial statements. If the office rental agreement is renewed or re-enforced, it will be accounted for as per the laws.		
8.03 Short Term Loan :	2,50,75,485.00	2,44,08,605.00
This is made up as follows:		
A. PAD-Pubali Bank	2,50,75,485.00	2,44,08,605.00
B. PAD Standard Bank	-	-
Grand Total (A+B)	2,50,75,485.00	2,44,08,605.00
8.03 (i) The above loan was taken from various Banks against mortgage of sponsor share of local director of the Company & personal guarantee of all local director's of the Company. This facility availed for yearly basis and rate of interest was Tk. 12.25% P.A.		
8.04 Unclaimed Dividend Account:		
8.04 (i) Cash Dividend Payable	7,71,804.65	12,61,907.25
This is made up as follows:		
Opening Balance	12,61,907.25	12,37,290.25
Addition for the year-2024-2025 (10% cash)	3,00,56,000.00	3,00,56,000.00
Adjustment / returned for the year	31,47,091.55	31,71,038.00
Balance after addition	3,44,64,998.80	3,44,64,328.25
Less: Tax at Source Payable	36,24,789.00	36,08,687.00
Less: Transfer to Capital Market Stabilization Fund (CMSF)	6,21,740.00	1,61,298.00
Less: Payments during the period	2,94,46,665.15	2,94,32,436.00
Closing Balance	7,71,804.65	12,61,907.25
8.04 (ii) Summary of Unclaimed Dividend (Cash):		
For the year 2020-2021	-	6,21,740.00
For the year 2021-2022 (Fraction Share only)	71,799.00	71,799.00
For the year 2022-2023	2,55,476.20	2,55,476.00
For the year 2023-2024	2,25,066.10	3,12,892.05
For the year 2024-2025	2,19,463.35	-
Total	7,71,804.65	12,61,907.05
Subsequently payment of unpaid dividend to CMS Fund:		
8.04 (iii) Unclaimed dividend stands to BDT 7,71,804.65 and 45,720 Shares as on reporting date (31-03-2026) (since June-2022 to June-2025) which was dispatched to the shareholders' bank accounts and registered addresses (for cash dividend) for non demate shareholders. We have issued some dividend through bank cheque and this will be clearing soon from Dividend Accounts. Some dividend returned back to Company's accounts due to lack of information on CDBL system and changes of address and other reasons. Stock dividend transferred to the Suspenses BO A/c for Paper Shareholder as per BSEC Directives / Rules.		
8.04 (iv) Unpaid Dividend from July-2020 to June-2021 BDT 6,21,740/= has been transferred to the Capital Market Stabilization Fund (CMSF) SND A/C No. 0010311521301, Community Bank Bangladesh Ltd., Motijheel Branch, Dhaka by CQ No. AS100-B-3828608 dated: 14-07-2025 of Pybali Bank Limited, Dhaka Stadium Corporate Branch, Dhaka as per BSEC Directive No. BSEC/CMRRCD/2021-386/03; dated 14 January 2021 and the Bangladesh Securities and Exchange Commission (Capital Market Stabilization Fund) Rules, 2021 & BSEC letter No. SEC/SRMIC/165-2020/part-1/166 dated 6 July 2021 and SEC/SRMIC/165-2020/part-1/182 dated 19 July 2021.		
8.04 (v) Unpaid Dividend from July-2019 to June-2020 BDT 1,61,298/= has been transferred to the Capital Market Stabilization Fund (CMSF) SND A/C No. 0010311521301, Community Bank Bangladesh Ltd., Motijheel Branch, Dhaka by CQ No. AS100-B-3828702 dated: 20-10-2024 of Pubali Bank Limited, Dhaka Stadium Corporate Branch, Dhaka as per BSEC Directive No. BSEC/CMRRCD/2021-386/03; dated 14 January 2021 and the Bangladesh Securities and Exchange Commission (Capital Market Stabilization Fund) Rules, 2021 & BSEC letter No. SEC/SRMIC/165-2020/part-1/166 dated 6 July 2021 and SEC/SRMIC/165-2020/part-1/182 dated 19 July 2021.		
8.04 (vi) A total of 1876 shares remain unallocated as fractions to some shareholders while distributing the stock dividend for the year 2021-2022. According to BSEC Rules, the said fractional shares has been transferred to the Fraction BO A/c and sold-out in the stock market and BDT 4,77,400/- has been received after deduction of charges. Later the said money was paid to the shareholders through BEFTN as bank on 26th January-2023.		
8.04 (vii) Unpaid Dividend from July-2017 to June-2019 BDT 2,89,753/= has been transferred to Capital Market Stabilization Fund (CMSF) SND A/C No. 0010311521301, Community Bank Bangladesh Ltd., Gulshan Corporate Branch, Dhaka by CQ No. AS100-C-2745958 dated 16-05-2023, Pubali Bank Limited, B.B. Avenue Corporate Branch, Dhaka as per BSEC Directive No. BSEC/CMRRCD/2021-386/03; dated 14 January 2021 and the Bangladesh Securities and Exchange Commission (Capital Market Stabilization Fund) Rules, 2021 & BSEC letter No. SEC/SRMIC/165-2020/part-1/166 dated 6 July 2021 and SEC/SRMIC/165-2020/part-1/182 dated 19 July 2021.		



Amount BDT March-2026	Amount BDT June-2025
--------------------------	-------------------------

3.04 (viii) Unpaid Dividend from June-2004 to June-2017 BDT 17,92,909/= has been transferred to Capital Market Stabilization Fund (CMSF) SND A/C No. 0010311521301, Community Bank Bangladesh Ltd., Gulshan Corporate Branch, Dhaka by CQ No. 2745933 dated 29-08-2021, Pubali Bank Limited, B.B. Avenue Corporate Branch, Dhaka as per BSEC Directive No. BSEC/CMRRCD/2021-386/03; dated 14 January 2021 and the Bangladesh Securities and Exchange Commission (Capital Market Stabilization Fund) Rules, 2021 & BSEC letter No. SEC/SRMIC/165-2020/part-1/166 dated 6 July 2021 and SEC/SRMIC/165-2020/part-1/182 dated 19 July 2021.

8.04 (ix) **Stock / Bonus Dividend Payable (in Share Qty)**

This is made up as follows:

Opening Balance	45,720	45,720
Addition for the year-2021-2022 (36% Bonus Share)	-	-
Balance after addition	45,720	45,720
Less: Paid / issued / transferred during the period	-	-
Closing Balance	45,720	45,720

8.04 (x) As per regulatory requirement of BSEC to maintaining minimum paid-capital (i.e. Tk. 30 crore) of the Company in the Stock Market, the Shareholders of the Company has been approved 36% Bonus Share (i.e. 36 shares against 100 shares) for all Shareholders for the year ended June 30, 2022 in the 23rd AGM held on December 21, 2022. Total 79,56,000 share were issued @ Tk 10/= each and BDT 7,95,60,000/= added in the Paid-up Capital of the Company. Total 45,720 shares wasn't transferred whose shareholders holding shares in paper mode as on record date November 14, 2022. As per BSEC rules this un-distributed shares were transferred to the Suspense BO Accounts of the Company. If any shareholder whose shares are in paper form wants to take bonus shares, their shares must be demate first. Then they have to apply to the company, the company will verify it and transfer the bonus shares to the BO Accounts of respective shareholders. It is noted here that the un-distributed dividend will be transferred to the CMS fund after 3 years as per BSEC rules.

8.05 **Accrued Expenses Payable**

This is made up as follows:

Interest & Charges Payable for Long Term Loan	-	-
Interest & Charges Payable for Short Term Loan A/c	-	-
Audit Fees for the year ended 30-06-2025	-	4,60,000.00
	-	4,60,000.00

8.06 **Creditors and Other Payables :**

This is made up as follows:

Goods & Service	10,85,70,751.40	6,30,89,557.06
Salary & Bonus Payable	35,76,970.00	34,49,972.00
Wages & Bonus Payable	1,43,91,305.00	1,47,10,475.00
Remuneration & Bonus Payable	9,26,910.00	9,26,910.00
Electricity Bill Payable-Factory	34,05,677.00	-
Electricity Bill Payable-H/O	7,733.00	-
Telephone & Mobile Bill Payable	-	32,898.00
Gas Bill Payable-H/O	-	-
WASA Bill Payable-H/O	-	-
TA/DA Bill Payable-Mkt	28,250.00	32,420.00
Provident Fund	29,51,319.00	9,44,456.00
VAT & Other Expenses	5,11,88,166.00	1,63,72,583.48
Tax at Source Payable	26,70,401.70	18,71,288.00
VAT at Source Payable	9,82,043.00	2,47,330.00
Workers Profit Participation Fund	26,57,417.57	64,55,283.74
	19,13,56,943.67	10,81,33,173.28

8.07 **Provision for Income Tax**

This is made up as follows:

Opening Balance	16,46,70,898.35	9,04,08,813.41
Provision for Current Tax for the year	1,36,01,124.75	7,42,62,084.94
Less: Net Off with AIT up to June, 2023	-	-
Closing Balance	17,82,72,023.10	16,46,70,898.35

8.07 (i) During the period Income Tax has been charged as per under section 163 of Income Tax Act-2023 and Finance Act-2025-2026.

Q3-July-2025 to March-2026	Q3-July-2024 to March-2025
-------------------------------	-------------------------------


9.00 **Revenue from Net Sales:**

Total Sales with VAT	1,46,83,59,627.37	1,71,31,80,559.63
Less: VAT	24,78,59,085.47	28,29,82,015.38
Net Sales Revenue:	1,22,05,00,541.90	1,43,01,98,544.25

We don't have any export sales during the period.

10.00 **Cost of Goods Sold:**


Work-in-Process (Opening)	12,89,06,993.00	10,58,08,734.00
Raw Materials Consumed (Note-10.02)	63,41,04,096.39	66,20,76,774.27
Packing Materials Consumed (Note-10.03)	17,25,88,253.63	26,60,99,164.05
Factory Overhead (Note-10.04)	29,51,31,539.46	28,03,69,184.37
Total Manufacturing Cost	1,23,07,30,882.48	1,31,43,53,856.69
Work-in-Process (Closing)	(10,99,11,514.00)	(12,31,14,675.00)
Cost of Goods Manufactured	1,12,08,19,368.48	1,19,12,39,181.69
Finished Goods (Opening)	28,10,84,023.00	29,99,48,988.00
Finished Goods available	1,40,19,03,391.48	1,49,11,88,169.69
Cost of Physician Sample transferred to Sample Stock	(12,20,499.02)	(14,30,198.55)
Finished Goods (Closing)	(28,63,08,318.00)	(27,37,76,677.00)




	Amount BDT March-2026	Amount BDT June-2025
	<u>1,11,43,74,574.46</u>	<u>1,21,59,81,294.14</u>
10.01	During the reported period % of COGS are slightly increased in comparison with previous year due to increase of US\$ rate for purchasing RM & PM and also increase of salary of factory workers and expenses.	
10.02	Raw Materials Consumed	
	14,43,19,668.00	17,73,97,425.00
	68,07,75,822.39	63,34,83,705.27
	(19,09,91,394.00)	(14,88,04,356.00)
	<u>63,41,04,096.39</u>	<u>66,20,76,774.27</u>
10.03	Packing Materials Consumed	
	7,09,61,017.00	9,67,59,138.00
	19,20,73,593.63	24,03,70,708.05
	(9,04,46,357.00)	(7,10,30,682.00)
	<u>17,25,88,253.63</u>	<u>26,60,99,164.05</u>
10.04	Factory Overhead :	
	90,850.00	57,767.00
	67,94,536.00	61,51,472.00
	4,62,21,378.71	4,70,46,198.23
	10,22,971.00	11,21,434.00
	3,77,37,483.00	3,61,27,473.00
	67,87,029.00	55,18,558.00
	1,36,46,157.00	1,39,29,862.00
	6,40,700.00	5,73,020.00
	5,47,400.00	4,59,900.00
	17,50,735.00	17,49,870.00
	2,73,499.00	2,37,788.00
	27,36,677.35	27,72,522.74
	39,26,180.00	45,68,137.00
	5,06,109.68	5,42,799.40
	37,016.00	7,470.00
	73,29,106.00	69,53,827.00
	50,000.00	4,19,000.00
	3,22,370.00	3,02,801.00
	24,09,657.72	23,31,892.00
	2,55,751.00	2,56,614.00
	33,70,500.00	31,50,000.00
	31,08,329.00	29,64,903.00
	1,10,000.00	1,30,000.00
	1,94,46,498.00	2,38,29,410.00
	13,89,012.00	13,24,214.00
	13,46,21,594.00	11,78,42,252.00
	<u>29,51,31,539.46</u>	<u>28,03,69,184.37</u>

- a) Salary and allowances including bonus and leave encashment.
b) The value of stores, spares and other materials cost which are shown in actual consumed cost.
c) Factory expenses & maintenance cost which is included repairs & maintenance of office, premises, building and other infrastructures.

11.00	Administrative Expenses:	
	2,31,640.00	2,29,115.00
	45,15,736.00	44,99,833.00
	3,02,558.00	2,50,331.00
	14,86,876.87	15,79,231.75
	6,33,061.00	6,09,867.00
	9,50,111.00	8,77,380.00
	9,18,751.00	8,21,983.00
	13,860.00	13,860.00
	6,46,898.00	5,86,545.00
	4,56,780.00	4,57,290.00
	4,21,386.00	4,01,205.00
	19,41,532.00	18,89,315.00
	41,54,382.00	5,09,193.52
	4,21,303.00	3,45,651.00
	17,390.00	15,969.00
	3,46,057.00	3,24,879.00
	8,97,852.00	9,01,000.00
	6,95,439.00	6,70,377.00
	2,04,595.00	2,49,000.00
	7,35,836.00	11,32,629.75
	65,97,450.00	61,65,900.00
	3,36,710.00	3,78,500.00
	14,57,568.00	14,53,329.00
	2,85,62,094.00	2,67,12,416.00
	2,78,921.00	2,19,661.00
	1,95,000.00	1,80,000.00
	2,60,781.00	2,70,000.00
	3,16,885.00	3,44,555.00
	26,79,428.00	17,03,794.00
	39,200.00	50,400.00
	<u>6,07,16,080.87</u>	<u>5,38,43,210.02</u>
12.00	Marketing, Selling and Distrib DIVA Code	



	Amount BDT March-2026	Amount BDT June-2025
Goods Delivery Expenses (Own Vehicle)	1,43,46,526.00	1,40,86,788.00
Product Certification, Enlisted & Inclusion Expenses	36,56,454.87	36,18,137.90
Fooding & Office Expenses	8,48,006.00	4,80,765.00
Exhibition Expenses	12,68,716.00	8,87,263.00
Export Expenses	58,989.21	51,000.00
Electricity Bill for Unique Height Level-7	99,000.00	99,000.00
Gas & Water Bill	1,39,500.00	1,39,500.00
Loading / Unloading & Labour Charge	3,55,803.00	3,45,600.00
Salary and allowance (with bonus)	1,55,10,984.00	1,42,49,302.00
Sample Expenses	54,30,957.00	56,95,933.00
Promotional Expenses	48,69,158.75	50,09,997.20
Incentive Bonus	4,45,378.00	5,09,515.00
Provident Fund (Companies Contribution)	4,48,727.00	3,88,727.00
T.A & D.A to Marketing Officials	9,10,770.00	9,21,580.00
Telephone & Mobile Expenses	1,24,756.00	1,21,924.00
Tours and Travel	11,64,975.00	3,35,990.00
Internal Employee Training & Development	90,000.00	92,320.00
Bad Debt Expenses (Written off)	4,50,000.00	4,50,000.00
	5,02,18,700.83	4,74,83,342.10
13.00 Other Income		
Wastage Sales	-	-
Bank Interest	4,93,363.81	4,03,194.61
Rental	-	24,66,000.00
Foreign Exchange Unrealized Gain / Loss-Notes-13.01	-	-
Foreign Exchange Realized Gain / Loss-Notes-13.02	-	-
Cash Incentive from Export Sales	12,46,000.00	-
Others	-	-
	17,39,363.81	28,69,194.61
13.01 Foreign Exchange Unrealized Gain/Loss - Details		
Details are as under :		
Unrealized Gain for balance of export sales	-	-
Unrealized Loss ForEx for L/C Liabilities (PAD & DEF L/C)	-	-
Total Other Comprehensive Income	-	-
13.02 Foreign Exchange Realized Gain/Loss - Details		
Details are as under :		
Realized Gain for Exchange of Import Items.(PAD&DEF L/C)	-	-
Realized Loss for Exchange of Import Items.(PAD&DEF L/C)	-	-
Total Other Comprehensive Income	-	-
14.00 Financial Expenses:		
Interest & Charges for Short Term Loan	-	1,62,137.00
Interest & Charges for Long Term Loan	44,397.00	94,036.00
Interest & Charges for Lease	-	1,08,439.04
Finance under IFRS-16	-	-
Bank Charges and Commission	2,41,767.42	4,42,981.66
Realized Loss for Forex Transaction for import of materials	9,72,153.74	62,41,980.66
Total Financial Expenses	12,58,318.16	70,49,574.36
15.00 Contribution to WPPF:	(37,97,866.17)	51,76,681.82
15.01	This represents statutory contribution by the company as per Bangladesh Labour (amendment) Act, 2013. The amount is computed @ 5% of net profit before tax (but after charging such contribution). Last year's provision was paid during the period in accordance with the requirement of said act.	
16.00 Income Tax Charged for the year:		
Details are as under :		
Current Tax:		
i) On Net Profit	(1,70,90,397.77)	2,26,49,499.41
ii) On Other Income	9,46,206.86	6,45,568.79
iii) Tax on Turnover 1%	1,22,05,005.42	5,64,72,729.46
iv) Tax on Vehicle	3,62,500.00	6,81,000.00
v) Tax on Bank Interest	87,412.47	2,67,585.56
vi) Current Tax provision (ii+iii+iv+v)	1,36,01,124.75	5,71,18,298.25
Deferred Tax Expenses / (Gain) - Note # 7.02	(25,60,656.21)	(41,56,757.41)
Total Income Tax Charged for the year	1,10,40,468.54	5,29,61,540.84
16.01	During the period Income Tax has been charged as per under section 163 of Income Tax Act-2023 and Finance Act-2025-2026.	
17.00 Earning Per Share (EPS):		
(a) Earnings attributable to the Ordinary	(8,69,97,791.98)	5,33,90,158.16
(b) Weighted average number of Ordinary Shares outstanding	3,00,56,000	3,00,56,000
Earnings Per Share (EPS): [A/B]	(2.89)	1.78
17.01	As per the regulatory requirement of BSEC to maintain minimum paid-capital (i.e. Tk. 30 crore) of the Company in the Stock Market, the company has increased its paid-up capital in this period through issuing 36% bonus share for the year ended June 30, 2022. As such, number of shares has been increased by 79,56,000 shares and total number of shares stands 3,00,56,000 shares. To calculate all the ratios (i.e. EPS, NAVPS, NOCFPS etc) retrospective effect has been given for all the periods presented as per provision of relevant IAS.	
17.02	During the reported period Net profit after Tax and Earning per Share (EPS) are decreased in comparison with previous period due to decrease of sales and increases of all type of expenses.	



Amount BDT March-2026	Amount BDT June-2025
--------------------------	-------------------------

The Company has been adjusted as loss of BDT 7,54,27,421/- against flood damaged inventory for the previous period which has leading decreased EPS additionally in this period.

18.00	Net Assets Value Per Share (NAVPS):		
	(a) Total Equity attributable to the Ordinary	2,50,47,29,788.18	2,62,80,68,596.55
	(b) Weighted average number of Ordinary Shares outstanding	3,00,56,000	3,00,56,000
	Net Assets Value Per Share (NAVPS): [A/B]	83.34	87.44

18.01 The net asset value per share decreased significantly due to the net loss after tax in the business during the period compared to previous period.

19.00	Net Operating Cash Flow Per Share (NOCFPS):		
	(a) Operating Cash flow attributable to Ordinary	6,23,00,483.11	8,02,67,791.60
	(b) Weighted average number of Ordinary Shares outstanding	3,00,56,000	3,00,56,000
	Net Assets Value Per Share (NAVPS): [A/B]	2.07	2.67

Note:

19.01 Net operating cash flow has been decreased slightly due to net losses, increased material purchases and increased closing inventory in the current period compared to previous period.

19.02 Clause No. 5 (2) (e) of Notification No. BSEC/CMRRCD/2006-158/208/Admin/81, Dated: 20 June 2019: Reconciliation of Net operating cash flow under Indirect Method:

Net Profit	(8,69,97,791.98)	5,05,72,095.58
Less: Unrealized FX gain	-	-
Add: Def. Tax Exp	(25,60,656.21)	(41,56,757.41)
Add: Interest paid (excludes interest related to IFRS 16 lease finance)	12,58,318.16	69,41,135.32
Add: Depreciation	4,77,08,255.58	4,86,25,429.98
Add/(Less): Inventory Balance	7,06,51,138.54	5,99,67,118.25
Add/(Less): Accounts Receivable	1,87,75,086.41	(7,92,05,130.62)
Add/(Less): Advance	(3,73,76,891.98)	(1,51,55,785.21)
Add/(Less): AIT Balance	(4,55,21,870.55)	(5,46,04,210.42)
Add/(Less): Accrued Expenses	(4,60,000.00)	(4,60,000.00)
Add/(Less): Accounts Payables including OCI impact	9,68,24,895.14	6,77,43,896.13
Net Operating Cash Flow	6,23,00,483.11	8,02,67,791.60
Weighted Average Shares Outstanding	3,00,56,000	3,00,56,000
Net Operating Cash flow per share	2.07	2.67

20.00 **Related Party Transaction-Disclosures under IAS 24 " Related Party Disclosure"**

The Company carried out a number of transactions with related parties / associates undertakings in the normal course of business and on arms length basis. The nature of transaction and their total value are in below:


Name	Total Transaction for the period	Balance as on 31-03-2026	Balance as on 30-06-2025
A. Supplier / Creditors (Payable)			
JMI Hospital Requisit Mfg. Ltd.	(43,84,22,182.50)	(5,27,59,432.79)	(1,29,93,836.10)
JMI CNG Dispensing Ltd.	(18,38,340.00)	-	(1,81,170.00)
JMI Industrial Gas Ltd.	(2,28,29,327.60)	(39,92,216.34)	(69,20,739.74)
JMI Printing & Packaging Ltd.	(12,86,40,304.56)	(2,53,20,265.19)	(3,51,37,772.82)
Nipro JMI Medical Ltd.	(1,06,34,793.08)	(1,06,64,462.08)	(47,40,043.77)
Nipro JMI Pharma Ltd.	(27,296.00)	-	-
Advance Travel Plannar	(5,12,315.00)	-	(55,730.00)
Nipro JMI Company Ltd.	(1,50,814.00)	(97,713.00)	(82,953.00)
JMI Engineering Ltd.	(3,59,676.00)	(28,098.00)	86,600.00
Total for Supplier/Creditors	(60,34,15,048.74)	(9,28,62,187.40)	(6,00,25,645.43)
B. Sundry Debtors (Product Sales) (Receivable)			
JMI Hospital Requisit Mfg. Ltd.	70,37,155.88	60,15,187.07	-
JMI Group	-	95,686.00	95,686.00
Nipro JMI Medical Ltd.	41,77,76,650.45	18,65,67,179.87	17,07,72,769.22
Nipro JMI Pharma Ltd.	1,07,16,222.92	35,57,074.06	73,82,780.14
Nipro Medical Pakistan	-	-	64,050.00
Total for Sundry Debtors (Product Sales)	43,55,30,029.25	19,62,35,127.00	17,83,15,285.36
Grand Total	(16,78,85,019.49)	10,33,72,939.60	11,82,89,639.93

20.01 This related party transactions have been done with complying the requirements of the BSEC Notification No. BSEC/CMRRCD/2009-193/10/Admin/118 dated March 22, 2021.

Disclosure of key management personal compensation under the Paragraph 17 IAS of 24: "Related Party Disclosures"

21.00 The amount of compensation paid to Key Management personal for the period ended March 31, 2026 as under:

Short Term Employee Benefits	3,18,65,242.54	3,09,37,128.68
Post Employment Benefits	17,48,470.97	16,97,544.63
Other Long Term Benefits	-	-
Termination Benefits	-	-
Share-Based Payment	-	-
Total	3,36,13,713.51	3,26,34,673.31



JMI Syringes & Medical Devices Ltd.
Schedule of Property Plant & Equipments
As at March 31, 2026

1. Before Revaluation :

Particulars	Cost			Rate (%)	Depreciation			WDV as on 31-03-2026
	Opening as on 01-07-2025	Addition for the month	Sales/Adjustment / Transfer		Total as at 31-03-2026	For the period	Sales/Adjustment	
Land and Land Development	15,71,72,931.00	-	-	0%	-	-	-	15,71,72,931.00
Machineries	1,03,98,52,662.29	27,38,707.09	-	7%	56,04,73,717.60	2,46,58,140.04	58,51,31,857.63	45,74,59,511.75
Factory Buildings	36,36,64,915.97	13,80,872.00	-	5%	13,76,93,051.28	83,78,265.12	14,60,71,316.40	21,89,74,471.57
Furniture and Fixtures-Factory	1,57,24,148.38	2,27,384.00	-	10%	91,08,094.88	4,93,286.81	96,01,381.70	63,50,150.68
Furniture and Fixtures-H.O	63,07,932.00	-	-	10%	39,96,826.33	1,67,666.11	41,64,492.44	21,63,439.56
Office Equipments H.O.	1,43,95,555.45	77,409.00	-	10%	1,44,72,964.45	2,31,079.54	1,15,05,872.69	29,67,091.76
Factory Equipments	6,28,62,147.45	27,83,046.50	-	10%	6,56,45,193.95	17,91,075.76	4,12,73,793.12	2,43,71,400.83
Office Decoration	1,61,33,914.00	-	-	10%	1,61,33,914.00	3,47,222.37	1,16,95,031.71	44,38,882.29
Deep Tubewell & Pump	28,26,146.00	1,68,900.00	-	10%	29,95,046.00	74,549.03	20,10,976.88	9,84,069.12
Air Cooler	58,59,010.00	3,47,091.00	-	10%	62,06,101.00	31,395.42	56,53,702.42	5,52,398.58
Power Station	95,24,703.00	3,68,421.00	-	10%	98,93,124.00	1,81,982.06	74,46,932.49	24,46,191.51
Telephone Installation	7,91,706.00	1,905.00	-	10%	7,93,611.00	5,993.04	7,15,742.13	77,868.87
Crockeries and Cutleries	8,50,257.00	-	-	10%	8,50,257.00	14,200.67	6,68,715.96	1,81,541.04
Vehicles	5,19,433,679.00	-	-	10%	5,19,433,679.00	8,69,312.90	4,08,30,403.76	1,11,13,275.24
Sub Total as at Mar 31, 2026	1,74,79,09,707.54	80,93,735.59	-		82,95,26,050.47	3,72,44,168.87	86,67,70,219.34	88,92,33,223.79

Annexure-1

2. On Revalued Amount :

Particulars	Cost			Rate (%)	Depreciation			WDV as on 31-03-2026
	Opening as on 01-07-2025	Addition for the month	Sales/Adjustment / Transfer		Total as at 31-03-2026	For the period	Sales/Adjustment	
Land and Land Development	13,47,26,169.00	-	-	-	-	-	-	13,47,26,169.00
Factory Buildings	42,01,75,216.58	-	-	5%	14,39,72,978.58	1,01,86,625.39	15,41,59,603.97	26,60,15,612.61
Sub Total as at Mar 31, 2026	55,49,01,385.58	-	-		14,39,72,978.58	1,01,86,625.39	15,41,59,603.97	40,07,41,781.61
Grand Total as at Mar 31, 2026	2,30,28,11,093.12	80,93,735.59	-		97,34,99,029.05	4,74,30,794.26	1,02,09,29,823.31	1,28,99,75,005.40

3. Intangible Assets

Particulars	Cost			Rate (%)	Depreciation			WDV as on 31-03-2026
	Opening as on 01-07-2025	Addition for the month	Sales/Adjustment / Transfer		Total as at 31-03-2026	For the period	Sales/Adjustment	
Software Development	24,70,639.00	-	-	20%	4,94,127.80	2,77,461.32	7,71,589.12	16,99,049.88
Sub Total as at Mar 31, 2026	24,70,639.00	-	-		4,94,127.80	2,77,461.32	7,71,589.12	16,99,049.88
Grand Total as at Mar 31, 2026	2,30,52,81,732.12	80,93,735.59	-		97,39,93,156.85	4,77,08,255.58	1,02,17,01,412.43	1,29,16,74,055.28

Particulars	July-March-2026	July-March-2025
Factory Overhead	4,62,21,378.71	4,70,46,198.23
Administrative Overhead	12,09,415.55	15,79,231.75
Total	4,74,30,794.26	4,86,25,429.98
Administrative Overhead (Intangible Assets)	2,77,461.32	-
Total Dep. For Admin Expenses	14,86,876.87	15,79,231.75
GT	4,77,08,255.58	4,86,25,429.98

